



American Tel-A-Systems Inc.
4800 Curtin Drive, McFarland, Wisconsin USA 53558-9424
<https://support.amtelco.com/msm-home>

iOS 15 – Notifications Changes

All rights reserved © October 2021

Contact: service@amtelco.com

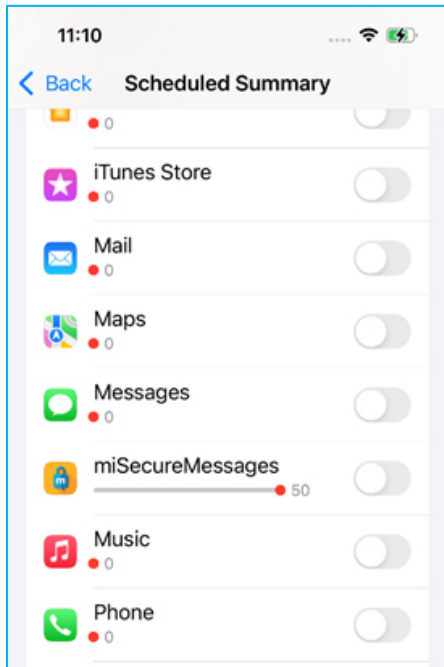
This document will discuss two important changes presented in iOS 15 that affect Apple push notifications: Scheduled Summary and Focus. Amtelco will also provide best practices and recommended settings to ensure the miSecureMessages app continues to notify users properly and efficiently.

Scheduled Summary collects notifications during a scheduled period of time and displays them in a summary when the schedule expires. In addition, you can create multiple schedules with a different expiration per schedule.

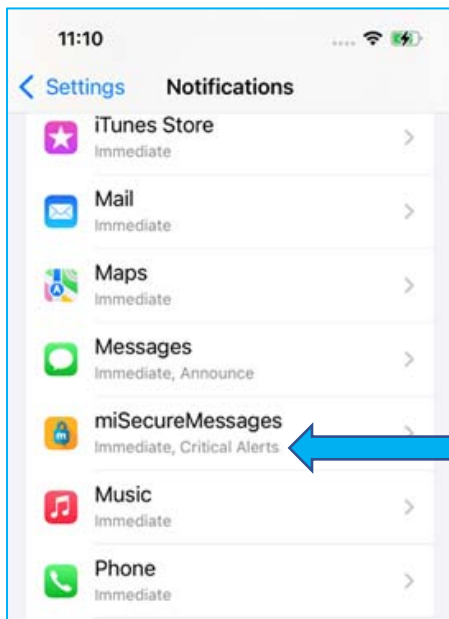
Please note: This feature does not make any sound or indication that the summary is ready to be viewed when the configured time elapses. If the setting is enabled, miSecureMessages will only make sounds for the critical alerts. (Critical alert settings bypass Scheduled Summary settings.) Amtelco recommends that if customers enable this feature, they also make sure to add an exception for the miSecureMessages app, as it will disable all sounds for notifications that are not marked as critical within the application.

This setting is enabled by going to your (device) Settings > Notifications > Scheduled Summary. You can then configure schedules for notification messages to be displayed all at once, rather than when each new notification is received. You also configure which app(s) will follow Scheduled Summary.

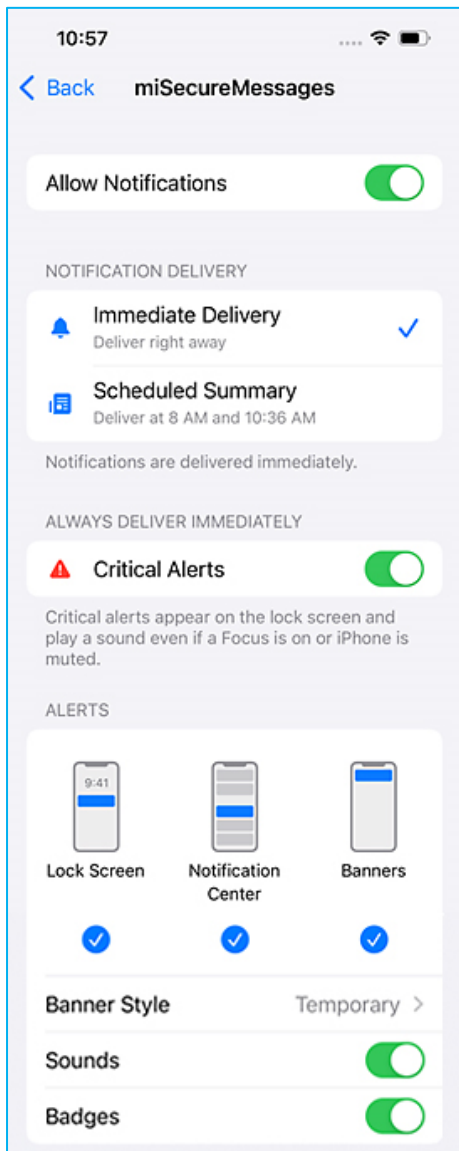
Disable Schedule Summary for miSecureMessages (Toggle OFF):



Verify Scheduled Summary is disabled from the Notifications screen (Immediate):



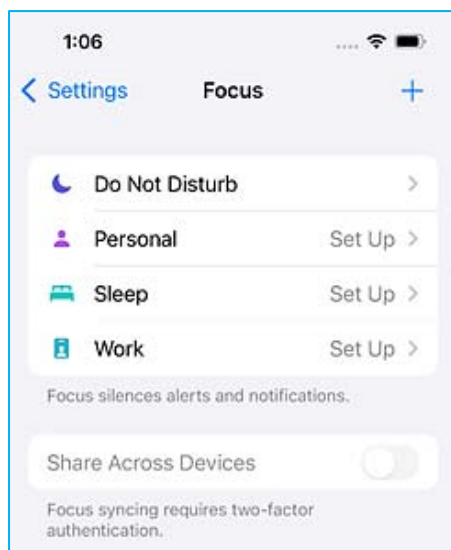
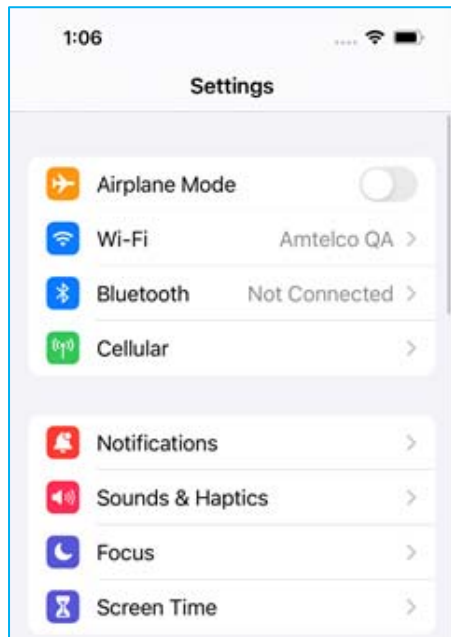
Recommended Notification settings for the miSecureMessages application:



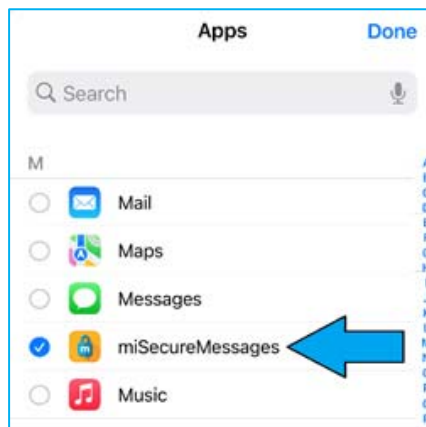
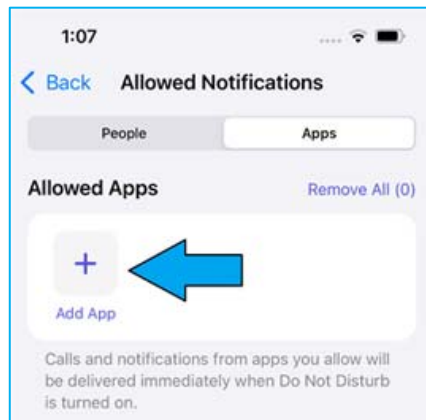
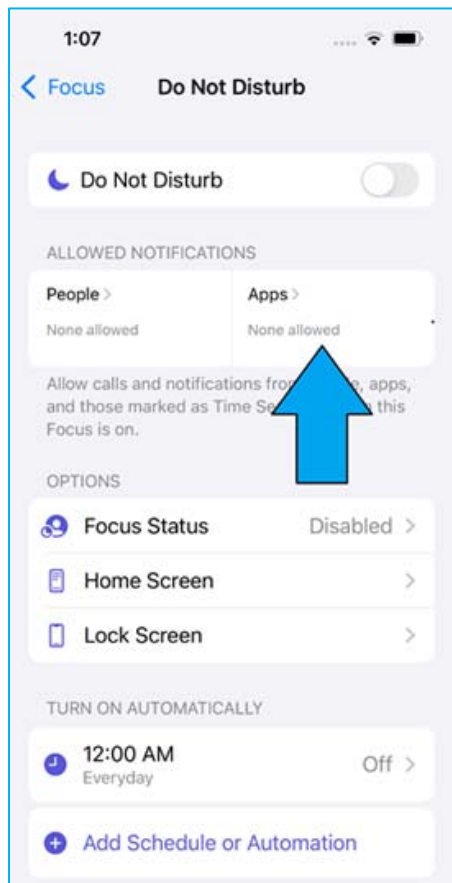
Focus settings allow users to manage notifications for apps and contacts for when they enable the Do Not Disturb (Focus) mode. It is recommended to implement the changes below to allow all notifications for the MSM app to override the Do Not Disturb function. In previous iOS versions, only critical alert messages notify users that have enabled Do Not Disturb.

Please Note: Do Not Disturb settings are not the same as setting your device to silent mode (physical toggle switch on the upper left edge of your iPhone). Focus settings will not affect silent mode and notifications will behave the same as they do now.

To add the miSecureMessages application to allow notifications through Focus, first go to (device) Settings > Focus > Do Not Disturb.



Select Apps, then Add App. From your app list, select miSecureMessages and Done. This will allow normal miSecureMessages notifications to present, even when in a Focus mode.



Additional information on iOS 15 is available from Apple: [iOS 15 - Features - Apple](https://www.apple.com/ios/ios15-features/)

